

Incoming Second Grade Summer Assignment

2023-24

Dear Incoming Second Graders and Families,

Welcome to Second Grade! I am so excited to have you in my class. There are many exciting things to look forward to this upcoming school year. You have achieved so much in First Grade and will build on what you know and learn new things in Second Grade!


With that being said, it is important that you practice your skills weekly during Summer Break. This packet includes grammar, reading, handwriting, reading logs, and math. It is expected for this packet to be completed by the first day of school. Please aim to read at least three days a week during the break, and make sure to log your reading! It's important to continuously work on and build reading skills.

Additionally, the book *Flat Stanley: His Original Adventure* by Jeff Brown must be obtained and read before the first day of school. This packet includes an outline of your own Flat Stanley. Create your own Flat Stanley, and take at least five pictures with it in different locations. This could be on vacation or even at a local park! These photos can be brought in on the first day of school or can be emailed to me to be printed out. Please let me know which option works best for you.

Please let me know if you have any questions. Have a great summer! I am looking forward to you being in Second Grade this August!

Sincerely,

Ms. Zerna



2nd Grade Summer Packet



High Frequency Word List

1. ___ high
2. ___ every
3. ___ near
4. ___ add
5. ___ food
6. ___ between
7. ___ own
8. ___ below
9. ___ country
10. ___ plants
11. ___ last
12. ___ school
13. ___ father
14. ___ keep
15. ___ trees
16. ___ never
17. ___ started
18. ___ city
19. ___ earth
20. ___ eyes
21. ___ light
22. ___ thought
23. ___ head
24. ___ under
25. ___ story
26. ___ saw
27. ___ left
28. ___ don't
29. ___ few
30. ___ while
31. ___ along
32. ___ might
33. ___ close
34. ___ something
35. ___ seemed
36. ___ next
37. ___ hard
38. ___ open
39. ___ example
40. ___ beginning
41. ___ life
42. ___ always
43. ___ those
44. ___ both
45. ___ paper
46. ___ together
47. ___ got
48. ___ group
49. ___ often
50. ___ run
51. ___ important
52. ___ until
53. ___ children
54. ___ side
55. ___ feet
56. ___ car
57. ___ miles
58. ___ night
59. ___ walked
60. ___ white
61. ___ sea
62. ___ began
63. ___ grow
64. ___ took
65. ___ river
66. ___ four
67. ___ carry
68. ___ state
69. ___ once
70. ___ book
71. ___ hear
72. ___ stop
73. ___ without
74. ___ second
75. ___ later
76. ___ miss
77. ___ idea
78. ___ enough
79. ___ eat
80. ___ face
81. ___ watch
82. ___ far
83. ___ Indians
84. ___ really
85. ___ almost
86. ___ let
87. ___ above
88. ___ girl
89. ___ sometimes
90. ___ mountains
91. ___ cut
92. ___ young
93. ___ talk
94. ___ soon
95. ___ list
96. ___ song
97. ___ being
98. ___ leave
99. ___ family
100. ___ it's



AUGUST



_____ 's Reading Log

Book	Date	For how long?	Rating	Parent Initials
			☆☆☆☆☆	
			☆☆☆☆☆	
			☆☆☆☆☆	
			☆☆☆☆☆	
			☆☆☆☆☆	
			☆☆☆☆☆	
			☆☆☆☆☆	
			☆☆☆☆☆	
			☆☆☆☆☆	
			☆☆☆☆☆	
			☆☆☆☆☆	
			☆☆☆☆☆	
			☆☆☆☆☆	
			☆☆☆☆☆	
			☆☆☆☆☆	
			☆☆☆☆☆	
			☆☆☆☆☆	
			☆☆☆☆☆	
			☆☆☆☆☆	
			☆☆☆☆☆	
			☆☆☆☆☆	

2nd Grade Summer Packet



Directions: Write the expanded form of each number.

Example: $25 = 20 + 5$

98

71

26

105

13

87

38

40


57

63



2nd Grade Summer Packet

Directions: Compare the numbers, and fill in the blank with the correct symbol. (<, >, or =)



$75 \bigcirc 85$

$24 \bigcirc 48$

$105 \bigcirc 97$

$15 \bigcirc 51$

$26 \bigcirc 26$

$78 \bigcirc 89$

$107 \bigcirc 78$

$16 \bigcirc 61$

$23 \bigcirc 32$

$45 \bigcirc 45$



2nd Grade Summer Packet



Directions: Fill in the missing numbers.

$9 + \underline{\quad} = 10$

$4 + \underline{\quad} = 10$

$6 + \underline{\quad} = 10$

$8 + \underline{\quad} = 10$

$7 + \underline{\quad} = 10$

$5 + \underline{\quad} = 10$

$3 + \underline{\quad} = 10$

$2 + \underline{\quad} = 10$

$3 + \underline{\quad} = 5$

$2 + \underline{\quad} = 5$

$4 + \underline{\quad} = 5$

$1 + \underline{\quad} = 5$

$4 + \underline{\quad} = 7$

$3 + \underline{\quad} = 7$

$6 + \underline{\quad} = 7$

$5 + \underline{\quad} = 7$

$5 + \underline{\quad} = 6$

$2 + \underline{\quad} = 6$

$1 + \underline{\quad} = 6$

$3 + \underline{\quad} = 6$

$4 + \underline{\quad} = 8$

$7 + \underline{\quad} = 8$

$6 + \underline{\quad} = 8$

$5 + \underline{\quad} = 8$

$6 + \underline{\quad} = 9$

$2 + \underline{\quad} = 9$

$4 + \underline{\quad} = 9$

$8 + \underline{\quad} = 9$

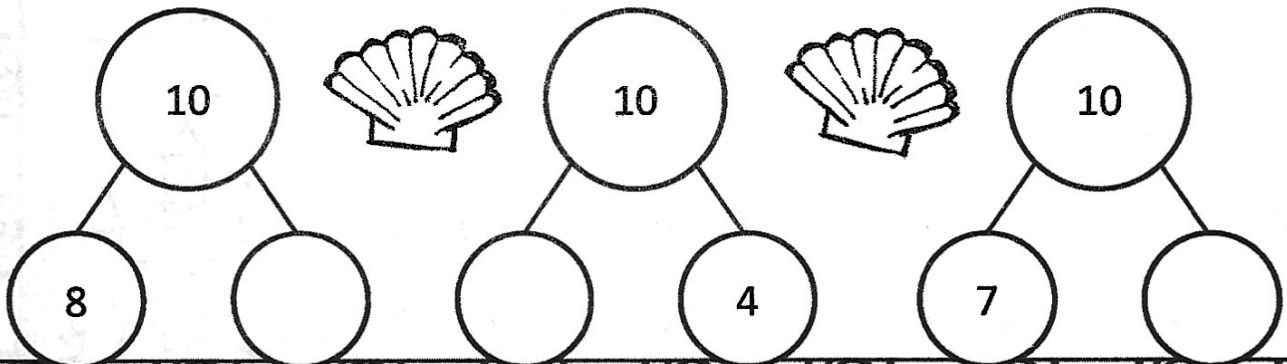
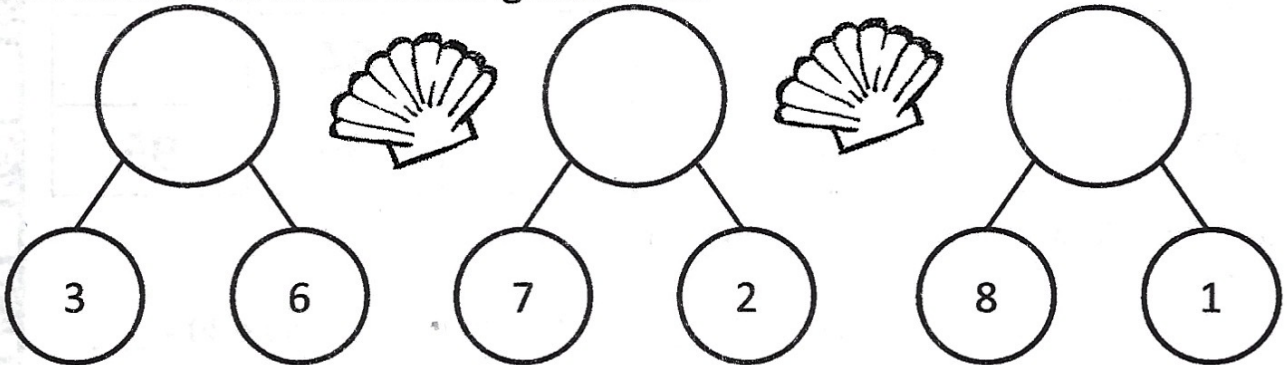
$0 + \underline{\quad} = 4$

$2 + \underline{\quad} = 4$

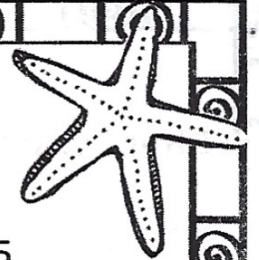
$1 + \underline{\quad} = 4$

$3 + \underline{\quad} = 4$

Directions: Fill in the missing numbers.



2nd Grade Summer Packet



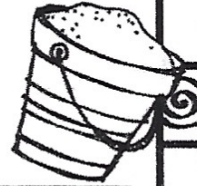
Directions: Fill in the blanks with the missing numbers.

45, ____, 55, 60, ____, ____, 75, ____, 85, 90, 95 ____, ____, ____, 115

32, ____, 36, ____, 40, ____, 44, ____, 48, ____, 52, ____, ____, 58, ____,

__, 60, 70, ____, 90, ____, 110, ____, ____, ____, ____, 160, ____, 180

47, ____, 67, ____, 87, ____, 107, ____, 127, ____, ____, 157, ____, 177



Directions: Fill in the missing numbers in the hundred chart sections.

	57	
66	67	68
	77	

73	74	
	84	
	94	95



10		12
30		32

73	74	
	84	
	94	95

Directions: Answer each number sentence.



$40 + 20 = \underline{\quad}$ $80 + 10 = \underline{\quad}$ $20 + 20 = \underline{\quad}$ $50 + 30 = \underline{\quad}$

$10 + 50 = \underline{\quad}$ $10 + 40 = \underline{\quad}$ $70 + 30 = \underline{\quad}$ $30 + 20 = \underline{\quad}$

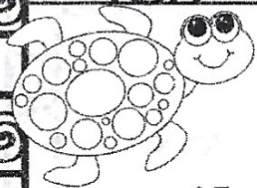
Directions: Answer each number sentence.

$90 - 20 = \underline{\quad}$ $80 - 40 = \underline{\quad}$ $30 - 30 = \underline{\quad}$ $40 - 30 = \underline{\quad}$

$70 - 30 = \underline{\quad}$ $70 - 50 = \underline{\quad}$ $60 - 30 = \underline{\quad}$ $40 - 20 = \underline{\quad}$



2nd Grade Summer Packet



$15 - 5 = \underline{\quad}$

$13 - 3 = \underline{\quad}$

$17 - 3 = \underline{\quad}$

$20 - 3 = \underline{\quad}$

$14 - 2 = \underline{\quad}$

$19 - 5 = \underline{\quad}$

$20 - 2 = \underline{\quad}$

$17 - 2 = \underline{\quad}$

$18 - 1 = \underline{\quad}$



$17 - 6 = \underline{\quad}$

$18 - 7 = \underline{\quad}$

$18 - 3 = \underline{\quad}$



$18 - 5 = \underline{\quad}$

$19 - 1 = \underline{\quad}$

$16 - 6 = \underline{\quad}$

$17 - 4 = \underline{\quad}$

$16 - 3 = \underline{\quad}$

$16 - 4 = \underline{\quad}$

$12 - \underline{\quad} = 10$

$13 - \underline{\quad} = 11$

$14 - \underline{\quad} = 11$

$12 - \underline{\quad} = 11$

$19 - \underline{\quad} = 17$

$15 - \underline{\quad} = 13$



$15 - \underline{\quad} = 11$

$16 - \underline{\quad} = 11$

$20 - \underline{\quad} = 19$



$\underline{\quad} - 4 = 10$

$\underline{\quad} - 7 = 13$

$\underline{\quad} - 3 = 12$

$\underline{\quad} - 6 = 13$

$\underline{\quad} - 9 = 10$

$\underline{\quad} - 1 = 12$

$\underline{\quad} - 7 = 12$

$\underline{\quad} - 4 = 14$

$\underline{\quad} - 3 = 16$

$18 - 4 = \underline{\quad}$

$18 - 2 = \underline{\quad}$

$16 - 4 = \underline{\quad}$

$14 - 4 = \underline{\quad}$


$16 - 3 = \underline{\quad}$

$18 - 7 = \underline{\quad}$

$20 - 8 = \underline{\quad}$

$19 - 6 = \underline{\quad}$

$20 - 2 = \underline{\quad}$



$20 - 4 = \underline{\quad}$

$18 - 3 = \underline{\quad}$

$20 - 10 = \underline{\quad}$



$17 - 3 = \underline{\quad}$



$19 - 4 = \underline{\quad}$

$20 - 6 = \underline{\quad}$

$19 - 3 = \underline{\quad}$

$14 - 1 = \underline{\quad}$

$17 - 2 = \underline{\quad}$



2nd Grade Summer Packet

Directions: Answer each question making sure to show your work.

Show three different coin combinations to show 75 cents.

--	--	--


Show three different coin combinations to show 98 cents.

--	--	--

Sue has three dollars two dimes and five pennies.
How much money does she have? _____



Tom has five dollars. He goes to the store and buys three toys that cost one dollar each. How much money does he have left after he buys the toys? _____



2nd Grade Summer Packet

Directions: Answer the questions in complete sentences.

1. Where did the author go during the summer?

2. What was the first thing Janet did when she arrived at Grandma's house?

3. Why did Granma give Janet cookies and milk?

4. When Janet got to the water park, what was the first thing she did?

5. Why did the author write this text?

6. Who are the main characters?

7. How does the story end?

8. Write a new ending for the story. Where does Janet go next? Write about her next adventure.

2nd Grade Summer Packet

Directions: Read the text below, then answer the questions.

The Water Park

My name is Janet and I had so much fun this summer! I went to visit my Grandma in Florida. We went to the biggest water park I have ever seen.

When I arrived at Grandma's house the first thing I did was unpack my bag. After I unpacked, Grandma gave me a snack of cookies and milk. I was really hungry. After my snack I put my swimsuit and flip flops on to go to the water park. Grandma and I went in the car and drove to the water park.

The water park was huge! There were lots of water slides and a huge swimming pool. I put my towel down and got in line for the big water slide. The slide was so fast. We went from side to side through the water. After the water slide I went in the swimming pool. I splashed Grandma and floated on my back. Soon I was getting tired.


At the end of the day Grandma and I got back in the car and drove home. When we got home I was so tired I decided to take a nap. Grandma and I had the best day!



2nd Grade Summer Packet

Ship

1. A boat.
2. To send something.




Which definition of ship is used in this sentence?

I need to ship a package.

Present

1. A gift.
2. To be in attendance.




Which definition of present is used in this sentence?

I opened my birthday present yesterday.

Directions: Change the underlined noun to mean more than one.


I have two foot. I have two _____.



Do you see the pretty fish? Do you see the pretty _____?



Five child gets on the bus. Five _____ get on the bus.



2nd Grade Summer Packet

Directions: Circle the words that need capitol letters.

boat

january

ship

tuesday

calendar

house

bookcase

march

basket

monday

golf

basketball

ocean

may

banana

bag

shirt

wednesday

Directions: Add commas to make the sentences correct.


Are you going to the beach the office or the movies?

Do you like strawberries apples or bananas?

Do you want a star heart or balloon sticker?

The cake needs butter milk and flour.

I want to buy a ball skateboard and video game.



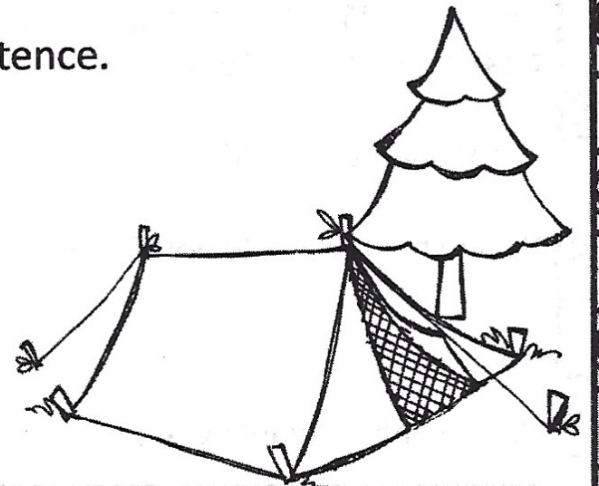
Directions: Circle the noun in each sentence.

Did you see the red shirt?

Where is the blue ball?

Can I go to the store?

The tree is green.



2nd Grade Summer Packet

Directions: Which is the BEST way to make the two sentences into one sentence?

Can we go to the movies? Can we go to the park?



I like apples. I like bananas.



I love red flowers. I love blue flowers.



We always put sprinkles on our cupcakes. We always put frosting on our cupcakes.



Directions: Look at the table of contents. Use the table of contents to answer the questions.

Table of Contents

Chapter 1: What cats look like.....	page 2
Chapter 2: Where cats should sleep.....	page 8
Chapter 3: What cats eat.....	page 12
Chapter 4: Where to buy cats.....	page 15




What chapter would you find information about where to buy cats? _____

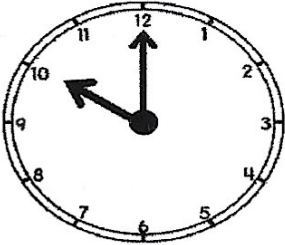
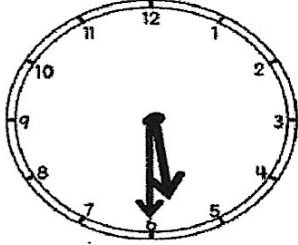
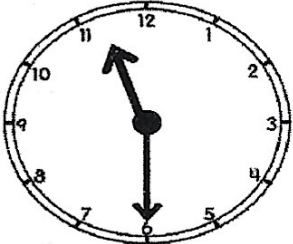

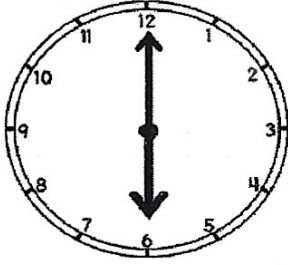
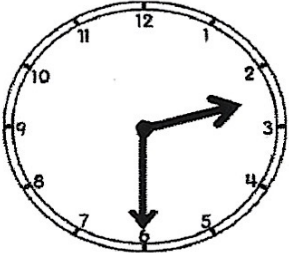
What chapter would you find information about where your new cat should sleep?




What chapter would you find information about what cats like to eat? _____

2nd Grade Summer Packet



Directions: Write the time on the lines.

 _____	 _____
 _____	 _____
 _____	 _____



2nd Grade Summer Packet

Directions: Solve.

$40 - 20 = \underline{\quad}$

$30 - 10 = \underline{\quad}$

$80 - 40 = \underline{\quad}$

$90 - 70 = \underline{\quad}$

$60 - 40 = \underline{\quad}$

$60 - 10 = \underline{\quad}$

$90 - 80 = \underline{\quad}$

$80 - 80 = \underline{\quad}$

$90 - 80 = \underline{\quad}$

$80 - 50 = \underline{\quad}$

$70 - 40 = \underline{\quad}$

$60 - 40 = \underline{\quad}$

$40 - 10 = \underline{\quad}$




$70 - 20 = \underline{\quad}$

$50 - 20 = \underline{\quad}$

$60 - 30 = \underline{\quad}$

$80 - 40 = \underline{\quad}$

$90 - 90 = \underline{\quad}$



2nd Grade Summer Packet

Directions: Solve.

$30 + 10 = \underline{\quad}$

$70 + 20 = \underline{\quad}$

$20 + 10 = \underline{\quad}$

$50 + 30 = \underline{\quad}$

$70 + 30 = \underline{\quad}$

$30 + 20 = \underline{\quad}$

$50 + 40 = \underline{\quad}$

$60 + 30 = \underline{\quad}$

$80 + 10 = \underline{\quad}$

$50 + 50 = \underline{\quad}$

$60 + 30 = \underline{\quad}$

$90 + 10 = \underline{\quad}$

$20 + 20 = \underline{\quad}$



$30 + 50 = \underline{\quad}$

$30 + 30 = \underline{\quad}$

$60 + 20 = \underline{\quad}$

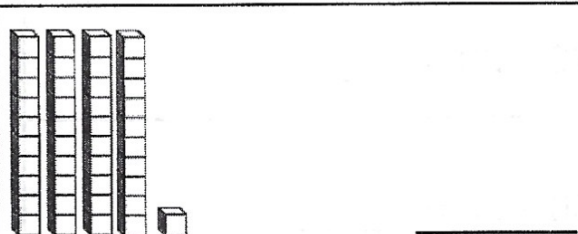
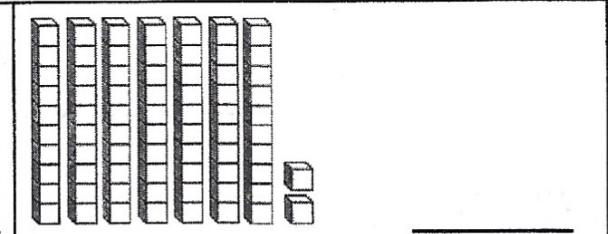
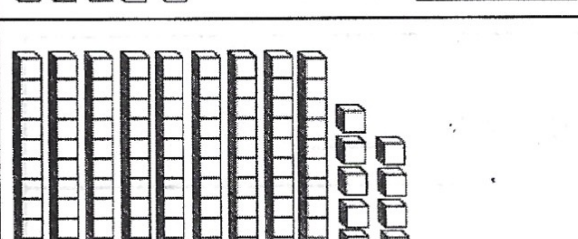

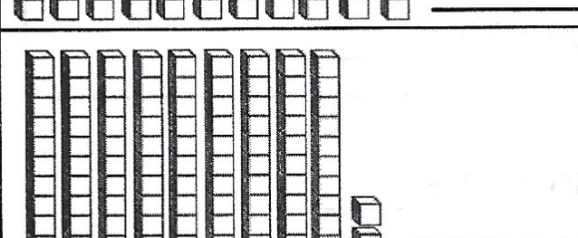
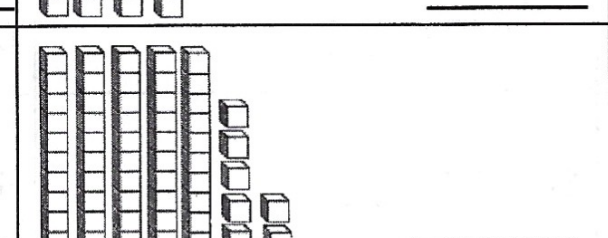
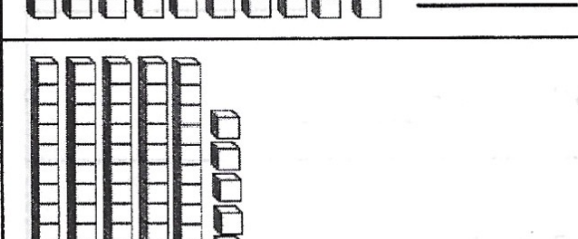
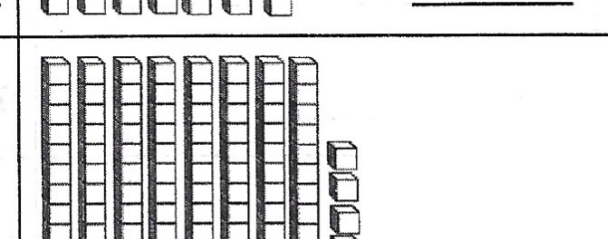
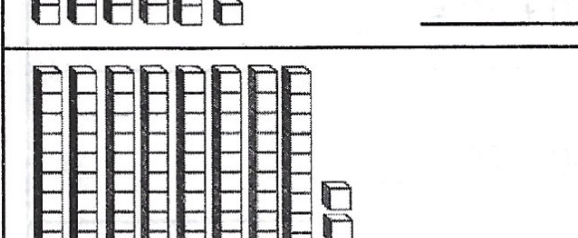
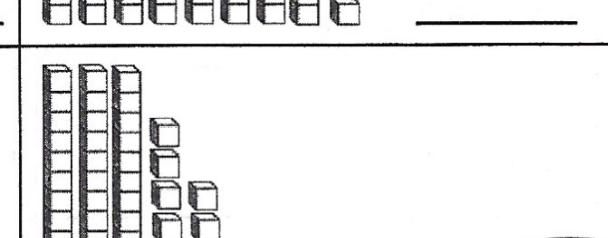
$70 + 20 = \underline{\quad}$

$20 + 70 = \underline{\quad}$




2nd Grade Summer Packet

Directions: Count the total number of blocks and write the total on the line.

 _____	 _____
 _____	 _____
 _____	 _____
 _____	 _____
 _____	 _____

**Summer
is cool!**



2nd Grade Summer Packet

Directions: Write the number in standard form on the line.

2 tens and 13 ones

7 tens and 24 ones

1 ten and 18 ones



4 tens and 39 ones

6 tens and 20 ones

3 tens and 15 ones

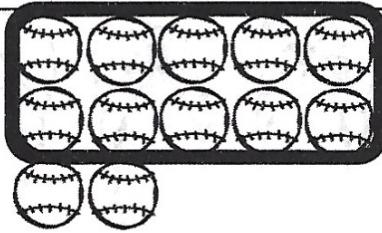
5 tens and 23 ones

6 tens and 17 ones

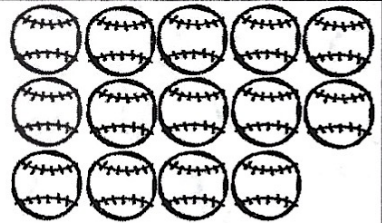


2nd Grade Summer Packet

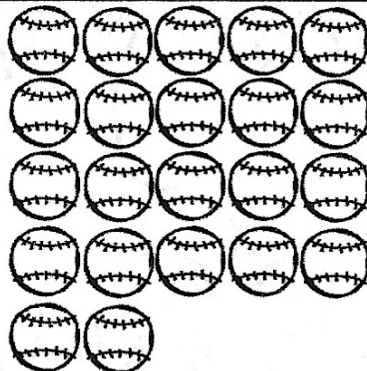
Directions: Circle each group of 10. Write the number of tens and ones on the chart. Then write the number on the mitt.



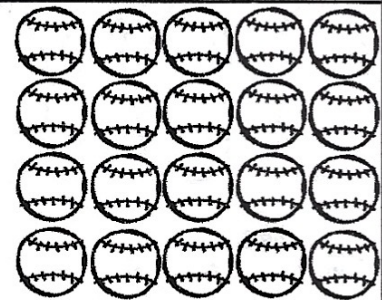
Tens	Ones
1	2



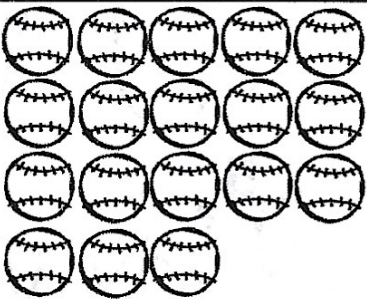
Tens	Ones



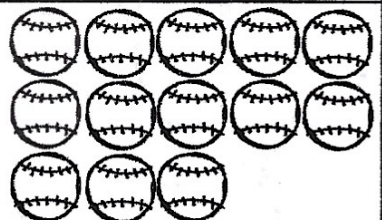
Tens	Ones



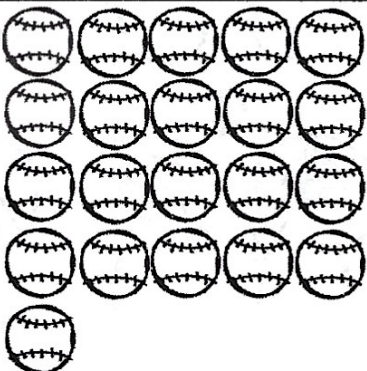
Tens	Ones



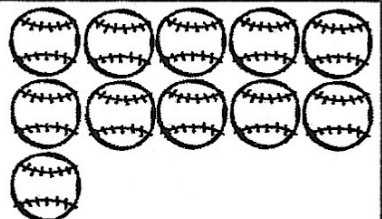
Tens	Ones



Tens	Ones



Tens	Ones

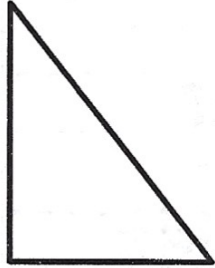


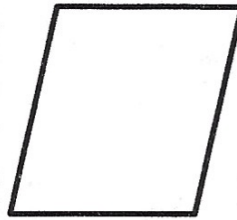
Tens	Ones


2nd Grade Summer Packet

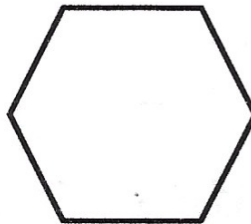



Directions: Look at each shape. Write the name of each shape.









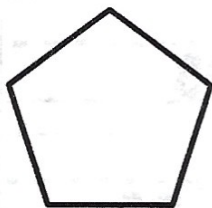









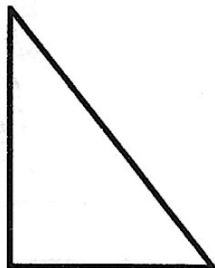







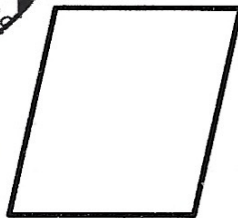
2nd Grade Summer Packet

Directions: Look at each shape. Write how many sides and how many angles.




_____ sides

_____ angles



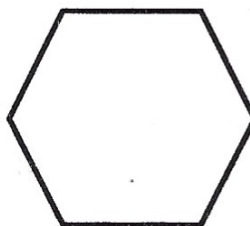
_____ sides

_____ angles



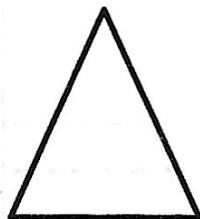
_____ sides

_____ angles




_____ sides

_____ angles



_____ sides

_____ angles



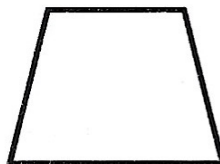
_____ sides

_____ angles



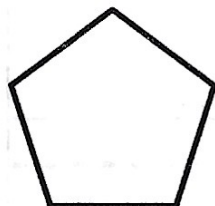
_____ sides

_____ angles




_____ sides

_____ angles



_____ sides

_____ angles




_____ sides

_____ angles

2nd Grade Summer Packet

Directions: Look at each picture. Read the long vowel word and fill in the missing letters to write the word on the line.



s



corn




r



c



b



p

2nd Grade Summer Packet


Directions: Look at each picture. Read the long vowel word and fill in the missing letters to write the word on the line.




tr _____




sh _____




p _____



s _____



k _____



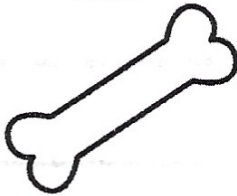
j _____

2nd Grade Summer Packet

Directions: Look at each picture. Read the long vowel word and fill in the missing letters to write the word on the line.




c



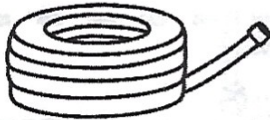
b




r



r




h




s

2nd Grade Summer Packet

Directions: Look at each picture. Read the long vowel word and fill in the missing letters to write the word on the line.



p



l



t



k




stand



b

2nd Grade Summer Packet


Directions: Look at each picture. Read the long vowel word and fill in the missing letters to write the word on the line.




j



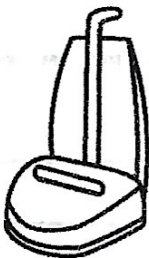
gl



m



tr



v



t






2nd Grade Summer Packet

Directions: Look at each set of pictures. Write the plural form of Each animal.

Example:



bees





2nd Grade Summer Packet

Directions: Look at the two words. Write the contraction on the lines.

Example: we will = we'll

can not

were not

do not

could not



was not

is not




2nd Grade Summer Packet

Directions: Draw a line from the noun in the boat to the correct lighthouse determining if the word is a person, place, or thing.



people



places



things

2nd Grade Summer Packet

Directions: Fill in the sentence using an action verb from the box below.

We _____ to the beach.

I _____ a big sandwich.

My sister and I _____ in the sand.

We _____ seashells.

I _____ in the water.

After lunch, we _____ in the water.

played ate splashed
walked swam
collected



2nd Grade Summer Packet

Directions: Fill in the sentence using an adjective from the box below.

I have a _____ swimsuit.

We ate _____ watermelon at lunch.

Aubrey picked up _____ shells.

I found a _____ shell.


The _____ shaped shell was pretty.

The _____ clouds were neat.

fluffy pretty pink







three juicy

heart



2nd Grade Summer Packet

Directions: Draw a line to match the synonyms.



Flat Stanley: His Original Adventure! By Jeff Brown

978-0060097912



